

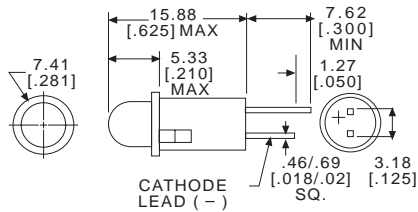
5mm

LED Panel Mount Indicator 2mA and High Efficiency LEDs .250" Mounting Hole, Snap In Mounting

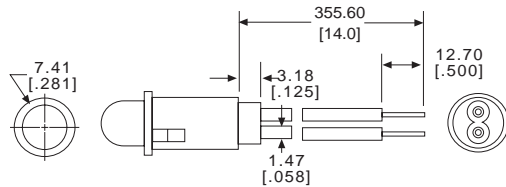
Dialight

559 Series

STRAIGHT TERMINALS – TERMINAL OPTION 1



24 AWG WIRE LEADS – TERMINAL OPTION 3 FOR 6" TERMINAL OPTION 7 FOR 14"



NOTE: WIRE LEAD COLORS RED (ANODE) & BLACK (CATHODE)

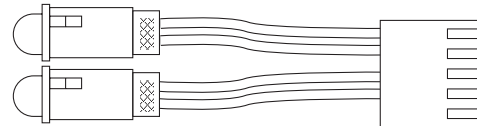
BENEFITS

- Available with a variety of LEDs
- Designed for quick positive insertions in panels from .787mm [.031] through 1.57mm [.062] thick. Recommended hole size from 6.32mm [.249] to 6.40mm [.252].
- Front panel mounting
- Uniform illumination
- Snap-in mounting requires no additional hardware
- IC compatible
- Housing meets UL94V-0
- High reliability - 100,000 hour life
- Black housing enhances LED contrast
- Straight terminals suitable for wire-wrapping

CUSTOM CAPABILITIES

Connectors and terminals can be added to wire leads

Example



Typical Operating Characteristics (T_A=25°C) LOW CURRENT, 2mA, DIFFUSED LED

Part Number	Color	Termination Options	Peak Wavelength (nm)	I _v (mcd)	I _f (mA)	V _f		Min Reverse Voltage	Viewing Angle 2θ ^{1/2}	Forward Current (mA)	Temperature °C	
						Typ	Max				Operating	Storage
559-1101-00x	R	1,3,7	635	2	2	1.8	2.2	5	50	7	-55/+100	-55/+100
559-1201-00x	Y	1,3,7	583	1.8	2	1.9	2.7	5	50	7	-55/+100	-55/+100
559-1301-00x	G	1,3,7	565	1.8	2	1.8	2.2	5	50	7	-55/+100	-55/+100

Absolute Maximum Ratings

HIGH EFFICIENCY, DIFFUSED LED

559-2101-00x	R	1,3,7	650	7	10	2.2	2.55	3	50	20	-25/+85	-30/+100
559-2201-00x	G	1,3,7	563	10	10	2.1	3	3	65	25	-25/+85	-30/+100
559-2301-00x	Y	1,3,7	585	6.3	10	2.1	3	3	50	20	-25/+85	-30/+100
559-2501-00x	O	1,3,7	600	7	10	1.9	2.4	5	60	30	-55/+100	-55/+100

COLOR CODES:

R Red
G Green
Y Yellow
O Orange

PART NUMBER ORDERING CODE

5 5 9 - X X X X - 0 0 X

Series

Termination Option
1 = Straight Terminals
3 = 6" Wire Leads
7 = 14" Wire Leads